




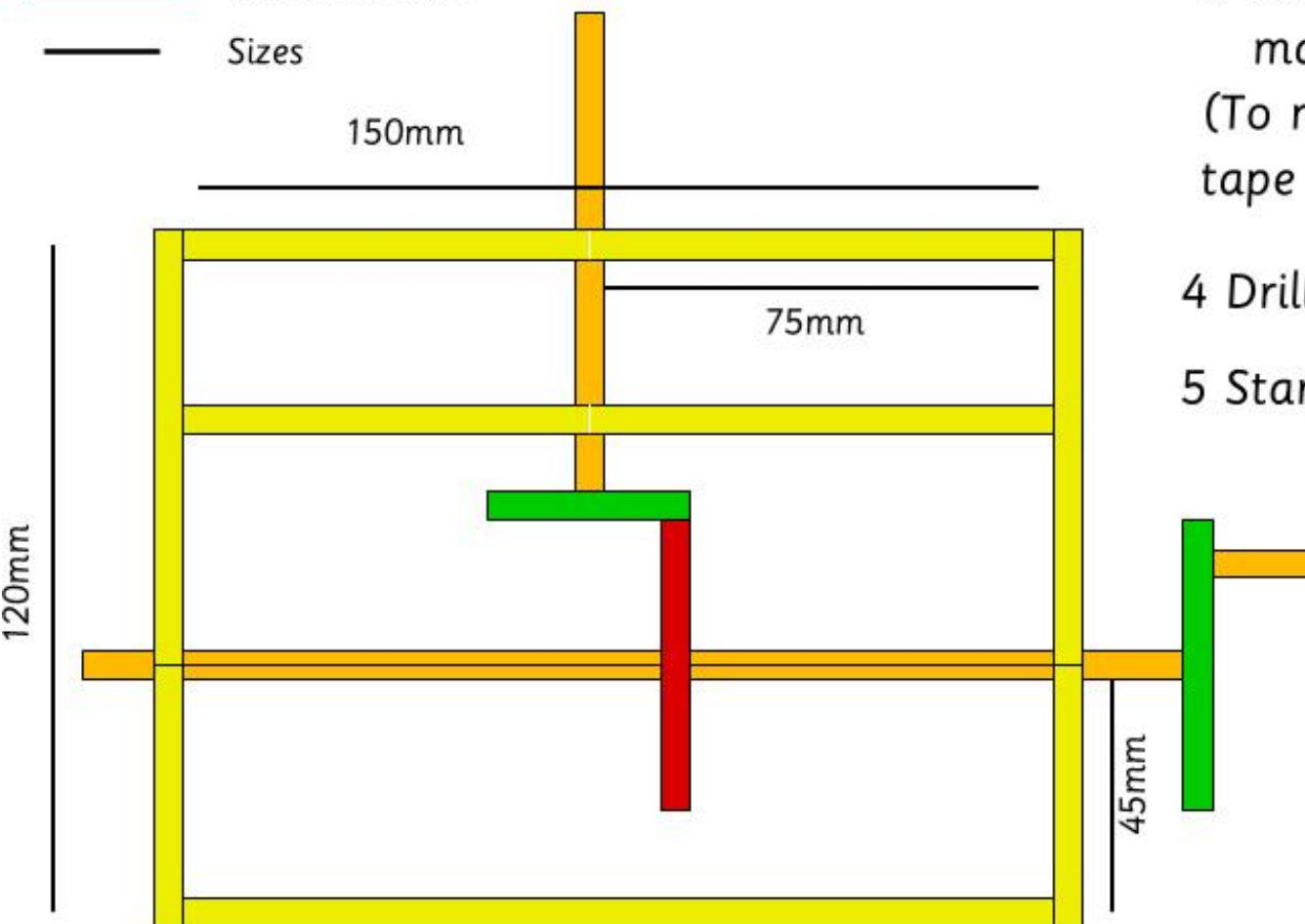


# Instructions

## Key

-  Flat wood
-  Round wood (dowel)
-  Wheels
-  Wheel or Cam
-  Sizes



- 1 Cut out three pieces of flat wood 150 mm long.
- 2 Cut out two pieces of flat wood 120 mm long.
- 3 Sand the wood at each end to make sure the edges are smooth (To make sure they stay the same length tape them together).
- 4 Drill the holes in the wood.
- 5 Start to build your framework structure.

### *Tips...*

*Cut your card triangles carefully.  
Do not use too much glue.  
Make sure your pieces all fit  
before you start!*