


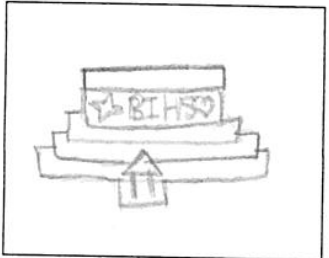



Name: \_\_\_\_\_

Class: \_\_\_\_\_


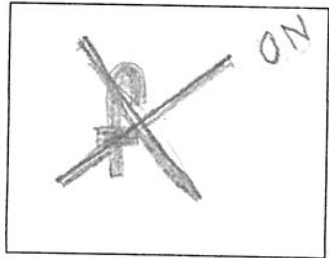


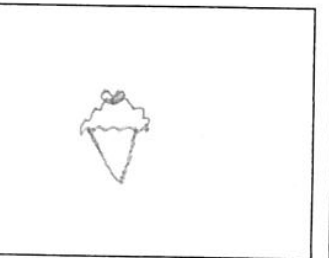
## Charms and Beads Planner

### Part 2-

Now pick at least 4 things that you want us to know from your list. Try to pick the "I want you to know..." statements that are easy to attach a symbol a letter or a number to. Then complete the following chart with your "I want you to know ..." statements and a drawing of the symbol, letter or number that matches your "I want you to know..." statement:

<p><b>Example</b> I want you to know that I... like to wear bracelets</p> 	<p>I want you to know that I... love BIHS</p> 	<p>I want you to know that I... love listening music</p> 	<p>I want you to know that I... love to use technology</p> 	<p>I want you to know that I... don't like to read books.</p> 
--	---	---	--	---

If you would like to make additional beads or charms out of your "I want you to know..." statements then you may use the space below to plan your beads or charms:

<p>I want you to know that I... love emphasize of making new friends</p> 	<p>I want you to know that I... don't have face book</p> 	<p>I want you to know that I... love playing guitar and piano</p> 	<p>I want you to know that I... love to polish nails</p> 	<p>I want you to know that I... like to icecream</p> 
---	--	--	--	--