

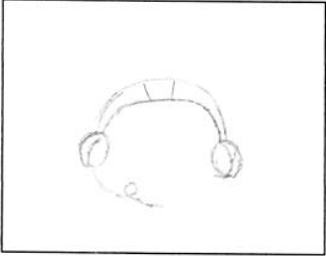

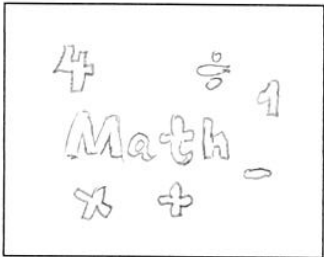


Name: _____

Class: _____






Charms and Beads Planner

Part 2-

Now pick at least 4 things that you want us to know from your list. Try to pick the "I want you to know..." statements that are easy to attach a symbol a letter or a number to. Then complete the following chart with your "I want you to know ..." statements and a drawing of the symbol, letter or number that matches your "I want you to know..." statement:

<p>Example I want you to know that I...listen music.</p> 	<p>I want you to know that I...like play bowling.</p> 	<p>I want you to know that I...like math.</p> 	<p>I want you to know that I...like play Guitar.</p> 	<p>I want you to know that I... Scared snake</p> 
---	---	--	--	--

If you would like to make additional beads or charms out of your "I want you to know..." statements then you may use the space below to plan your beads or charms:

<p>I want you to know that I... travel around the world.</p> 	<p>I want you to know that I...like Christmas.</p> 	<p>I want you to know that I... like play computer.</p> 	<p>I want you to know that I... like eat hamburger.</p> 	<p>I want you to know that I... like dolls.</p> 
--	--	--	---	---